

What is Skip Counting?

Skip counting is a way of counting where you do not count every number. You can skip count by 2s, by 3s, by 5s, by 10s, or by any number you want.

When you count regularly, each number is one number more than the one before it. For example:

1 2 3 4 5 6 7 8 9 10

But, if you skip count by 2s, it means every number you count is 2 numbers more than the number before it. For example:

2 4 6 8 10 12 14
 skip 3 skip 5 skip 7 skip 9 skip 11 skip 13

If you skip count by 3s, every number is 3 numbers more than the number before it. For example:

3 6 9 12 15
 skip 4 and 5 skip 7 and 8 skip 10 and 11 skip 13 and 14

Do you see how you can skip count by any number?

Let's try skip counting by 5. Fill in the missing numbers below.

5 15 25 35

Remember, if you aren't sure, you can count to find out what the next number is:

















5—count 6, 7, 8, 9, **10**—10 is the fifth number, so it is next when counting by 5s.

As you practice skip counting, you will remember what comes next because it would take you a long time to count very far if you have to count every number!

Now, lets have fun skip counting!





Skip Counting with Leaves

Look at the leaves below. The numbers on them show skip counting by 2s, but some of the numbers are missing. Fill in the missing numbers. You can color the leaves if you like.















Skip Counting with Owls

Look at the owls below. The numbers on them show skip counting by 3s, but some of the numbers are missing. Fill in the missing numbers. You can color the owls if you like.













Skip Counting with Spiders

Look at the spiders below. The numbers on them show skip counting by 5s, but some of the numbers are missing. Fill in the missing numbers. You can color the spiders if you like.



Skip Counting with Flowers

Look at the flowers below. The numbers on them show skip counting by 10s, but some of the numbers are missing. Fill in the missing numbers. You can color the flowers if you like.



Skip Counting Charts

You have been doing a great job practicing your skip counting. Now, try filling in the missing numbers on the charts below. First, look at the charts to see whether you need to count by 2s, 3s, 5s, or 10s. Next, complete each chart.

2		6		10		14		18	
22			28			34			40
			48				56		
		66					76		
			88						100

5		15		25			40		
55				75				95	

3	6		12		18			27	
33			42				54		
	66			75					90
			102	105			114		120

10	20				60				
110		130				170			

Skip Counting Fun

In each row below, the last number is missing. Figure out what the next number should be and write it in the box at the end of each row.

10	15	20	25	30	35	40	45	50	
----	----	----	----	----	----	----	----	----	--

15	18	21	24	27	30	33	36	39	
----	----	----	----	----	----	----	----	----	--

50	60	70	80	90	100	110	120	130	
----	----	----	----	----	-----	-----	-----	-----	--

14	16	18	20	22	24	26	28	30	
----	----	----	----	----	----	----	----	----	--

60	70	80	90	100	110	120	130	140	
----	----	----	----	-----	-----	-----	-----	-----	--

64	66	68	70	72	74	76	78	80	
----	----	----	----	----	----	----	----	----	--

72	75	78	81	84	87	90	93	96	
----	----	----	----	----	----	----	----	----	--

55	60	65	70	75	80	85	90	95	
----	----	----	----	----	----	----	----	----	--

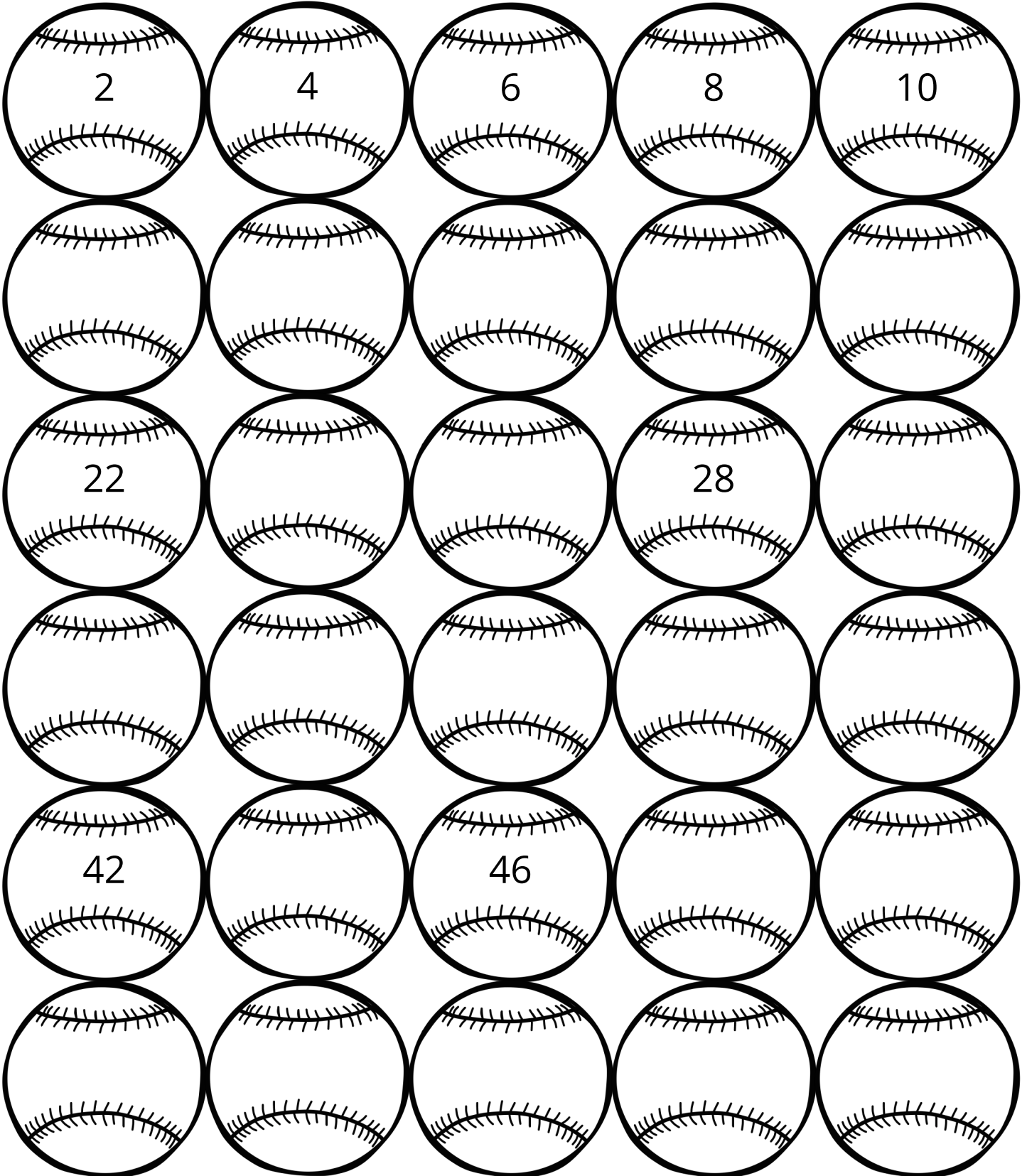
48	50	52	54	56	58	60	62	64	
----	----	----	----	----	----	----	----	----	--

42	45	48	51	54	57	60	63	66	
----	----	----	----	----	----	----	----	----	--

20	30	40	50	60	70	80	90	100	
----	----	----	----	----	----	----	----	-----	--


Skip Counting with Baseballs

Look at the baseballs below. The numbers on them show skip counting by 2s, but some of the numbers are missing. Fill in the missing numbers. You can color the baseballs if you like.



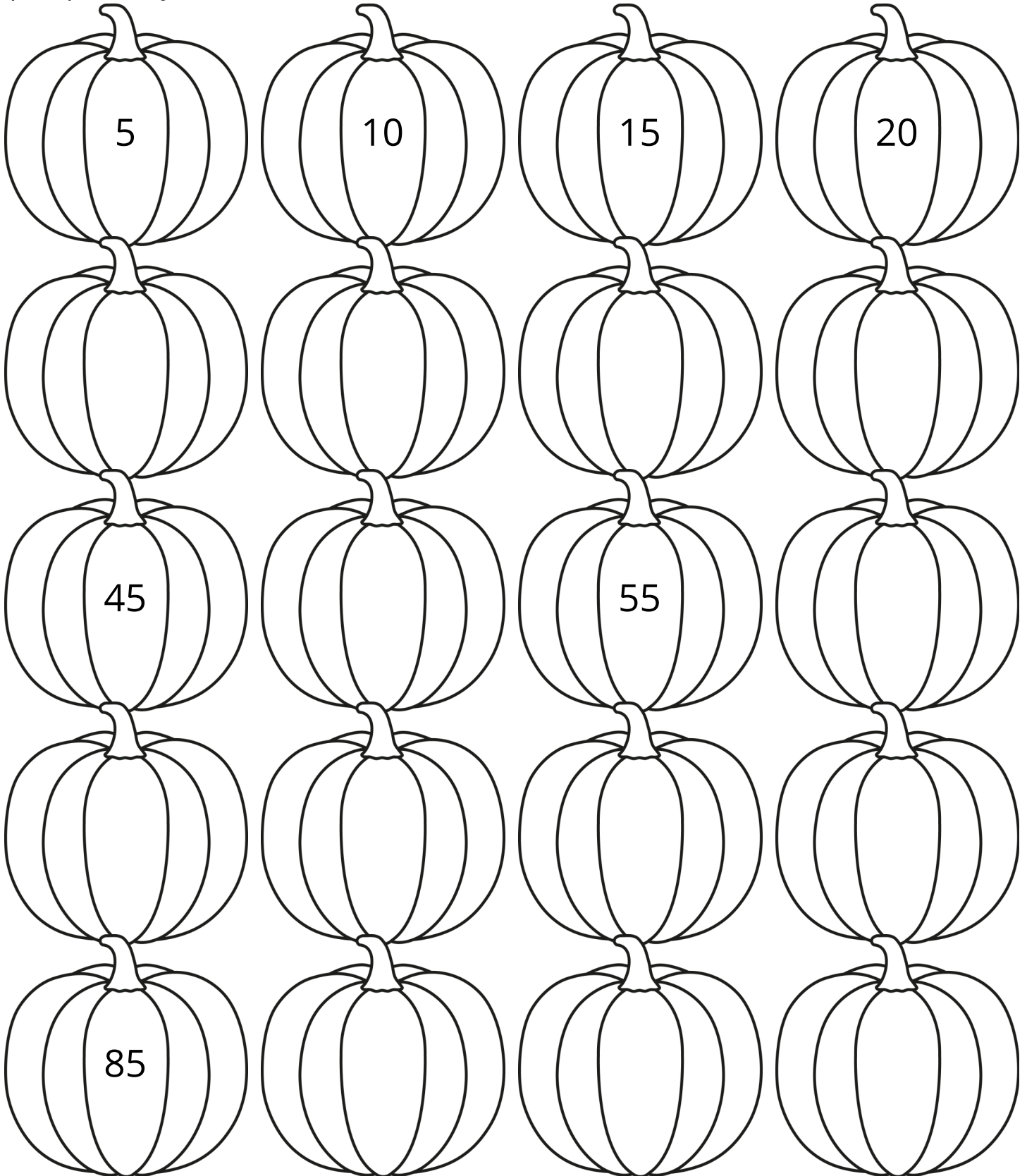
Skip Counting with Robots

Look at the robots below. The numbers on them show skip counting by 3s, but some of the numbers are missing. Fill in the missing numbers. You can color the robots if you like.




Skip Counting with Pumpkins

Look at the pumpkins below. The numbers on them show skip counting by 5s, but some of the numbers are missing. Fill in the missing numbers. You can color the pumpkins if you like.



Skip Counting with Ice Cream

Look at the ice cream below. The numbers on them show skip counting by 10s, but some of the numbers are missing. Fill in the missing numbers. You can color the ice cream and the cones if you like.



More Skip Counting Charts

You have been doing a great job practicing your skip counting. Now, try filling in the missing numbers on the charts below. First, look at the charts to see whether you need to count by 2s, 3s, 5s, or 10s. Next, complete each chart.

2	4	6							

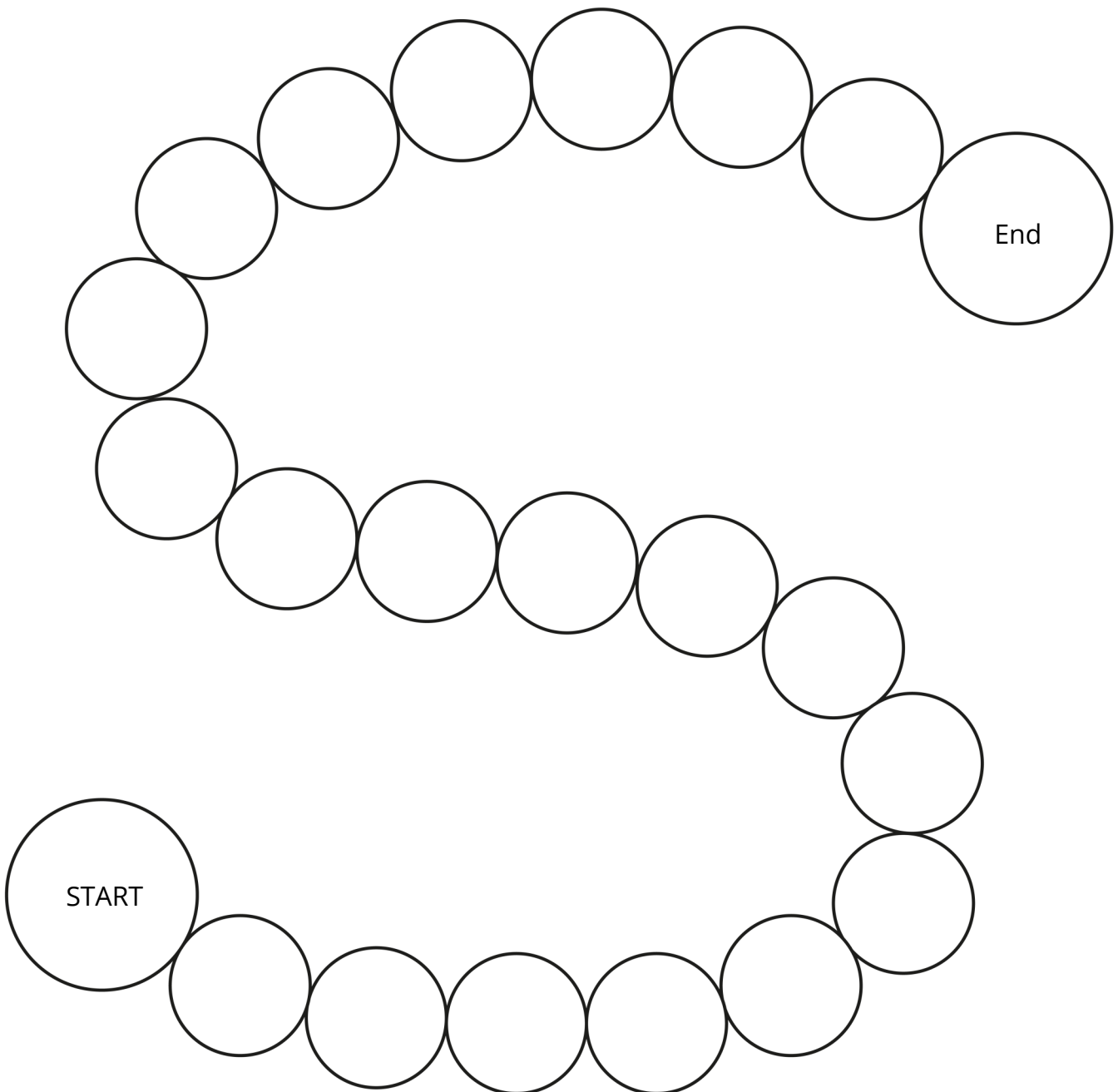
10	20								

5	10								

3	6	9							

Make a Game

Look at the game board below. Fill in numbers on the spaces to show skip counting by 3s. Then, color the spaces any way you would like. On the next two pages are cards to number and use for the game. Number the cards with the numbers 1 to 60. Cut out the cards. Find something to use for markers, like beans, buttons, or markers from an old game. Each player will draw a card and move to the number on the card. If the number the player draws is not on the board, the player cannot move. Take turns with each player drawing one card and moving forward or back to the number drawn until all the cards are drawn. The player who is closest to the end after all the cards have been drawn is the winner.



Make a Game—Cards

Answer Key

What is Skip Counting?

5 **10** 15 **20** 25 **30** 35 **40**

Skip Counting with Leaves

14 **18** **22** **26** **28** **32** **34** **38**

Skip Counting with Owls

9 **18** **24** **33** **36** **45** **54** **57** **60**

Skip Counting with Spiders

20 **35** **40** **50** **55** **60**

Skip Counting with Flowers

40 **60** **70** **90** **100**

Skip Counting Charts

4 **8** **12** **16** **20**
24 **26** **30** **32** **36** **38**
42 **44** **46** **50** **52** **54** **58** **60**
62 **64** **68** **70** **72** **74** **78** **80**
82 **84** **86** **90** **92** **94** **96** **98**

10 **20** **30** **35** **45** **50**
60 **65** **70** **80** **85** **90** **100**

9 **15** **21** **24** **30**
36 **39** **45** **48** **51** **57** **60**
63 **69** **72** **78** **81** **84** **87**
93 **96** **99** **108** **111** **117**

30 **40** **50** **70** **80** **90** **100**
120 **140** **150** **160** **180** **190** **200**

Skip Counting Fun

55
42
140
32
150
82
99
100
66
69
110

Skip Counting with Baseball

12 14 16 18 20 24 26 30 32 34 36 38 40 44 48
50 52 54 56 58 60

Skip Counting with Robots

18 21 24 27 30 36 39 45 48 51 54 57 60 66 72
75

Skip Counting with Pumpkins

25 30 35 40 50 60 65 70 75 80 90 95 100

Skip Counting with Ice Cream Cones

40 50 60 80 100

More Skip Counting Charts

8 10 12 14 16 18 20
22 24 26 28 30 32 34 36 38 40
42 44 46 48 50 52 54 56 58 60
62 64 66 68 70 72 74 76 78 80
82 84 86 88 90 92 94 96 98 100

More Skip Counting Charts (continued)

30	40	50	60	70	80	90	100		
110	120	130	140	150	160	170	180	190	200

15	20	25	30	35	40	45	50		
55	60	65	70	75	80	85	90	95	100

12	15	18	21	24	27	30			
33	36	39	42	45	48	51	54	57	60
63	66	69	72	75	78	81	84	87	90

Copyright © 2021 by WriteBonnieRose, LLC



Select graphics used courtesy of [Aisne's Creations](#), [Educlips](#), and [Zip-a-Dee-Doo-Dah Designs](#).

All Rights Reserved. This book may not be reproduced or transmitted by any means, including graphic, electronic, or mechanical, without the express written consent of the author except in the case of brief quotations embodied in critical articles and reviews and those uses expressly described in the following Terms of Use. You are welcome to link back to the author's website, <http://writebonnierose.com>, but may not link directly to the PDF file. You may not alter this work, sell or distribute it in any way, host this file on your own website, or upload it to a shared website.

Terms of Use: For use by a family, this unit can be printed and copied as many times as needed. Classroom teachers may reproduce one copy for each student in his or her class. Members of co-ops or workshops may reproduce one copy for up to fifteen children. This material cannot be resold or used in any way for commercial purposes. Please contact the publisher with any questions.