

Number Tracing Worksheets

©2021, [Daily Skill Building](#)



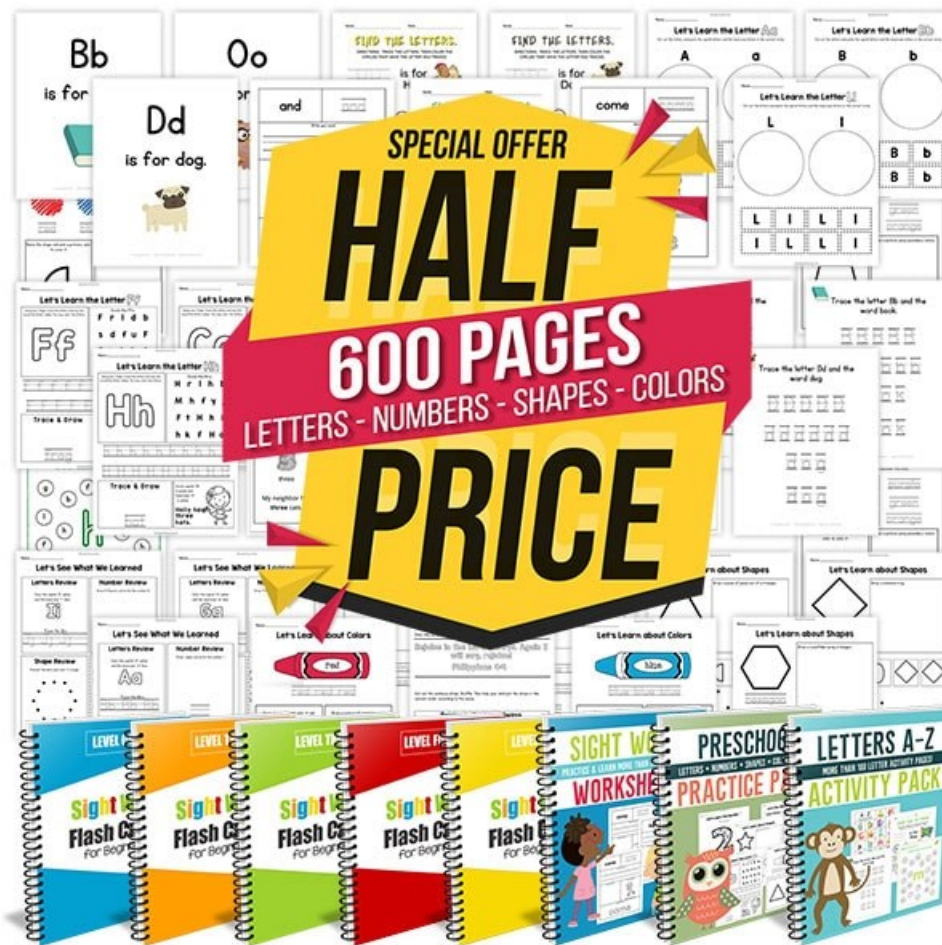
Images used courtesy of [Artifex](#), [EduClips](#), [Kari Bolt Clip Art](#), and [Zip-a-Dee-Doo-Dah Designs](#).

All rights reserved. No part of this work may be reproduced or distributed in any form by any means—graphic, electronic, or mechanical, including photocopying, recording, taping, or storing in information storage or retrieval systems—without the prior written permission from the publisher.

Original purchaser is granted permission to print copies for use within his or her immediate family only. For co-op licenses, please email support@daily skill building.com.

For free homeschool resources visit HomeschoolGiveaways.com.

Recommended Resources



We've put together the most amazing [preschool & kindergarten bundle](#) with EVERYTHING you need to teach your early learner their letters, numbers, shapes, colors, and more! There are:

- Letter Worksheets
- Letter Find Activity Pages
- Number Learning Sheets
- Shapes Activity Pages
- Learn About Colors Worksheets
- Sight Word Worksheets
- Sight Word Flash Cards
- Bible Memory Pages
- Weekly Review

This amazing bundle includes HUNDREDS of early learning pages for your little ones. [Check it out today!](#)

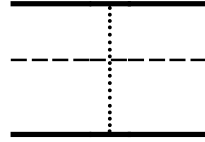
Recommended Resource



Have you ever wanted to create pages that your kids could trace? Now you can! Your beginning writers will have fun learning how to write their full names, siblings names, address, family phone numbers and more.

This free tracing practice pack includes bonus tracing sheets for days of the week and months of the year. Kids will have fun tracing their own names with our editable pdf tracing sheets. There are sheets for first name, first and middle name, and full name. Our master sheet allows you to type in the names for auto-filling.

Grab this FREE [Me and My Family Editable Tracing pack](#) today!



Write your number.

Draw your number.

Count and color the picture.

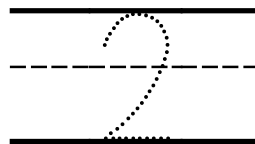


How many dogs are there? _____

Color the number.



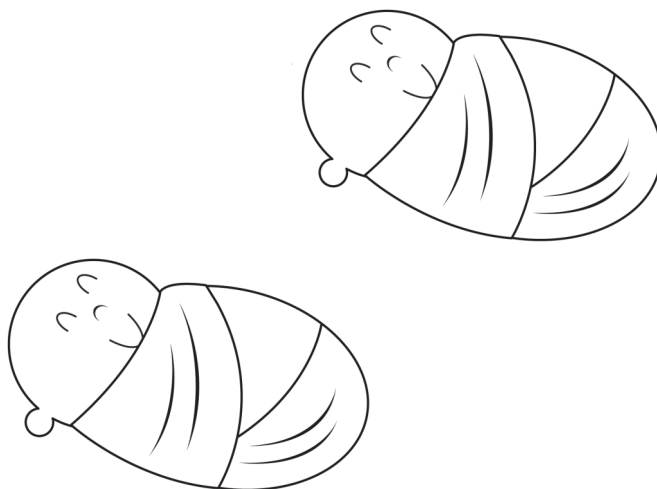
2



Write your number.


Draw your number.

Count and color the pictures.

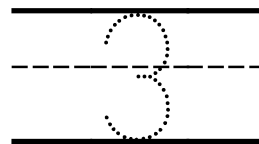


How many babies are there? _____

Color the number.



3


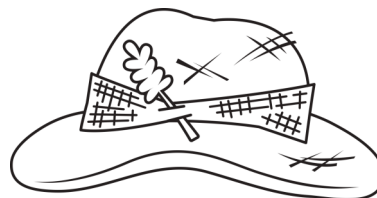


Write your number.

Three horizontal lines (top, middle dashed, and bottom) for writing practice.

Draw your number.

Count and color the pictures.

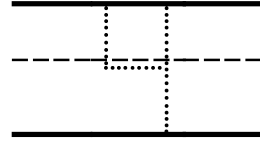


How many hats are there? _____

Color the number.

3


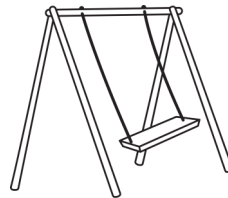

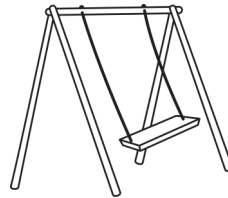
4



Write your number.

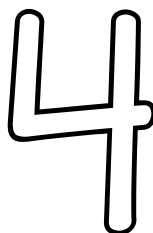
Draw your number.

Count and color the pictures.

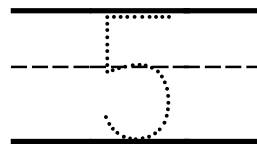


How many swings are there? _____

Color the number.



5




Write your number.

Three horizontal lines (top, middle dashed, and bottom) for writing practice.

Draw your number.

Count and color the pictures.

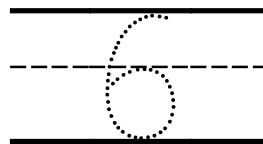


How many cars are there? _____

Color the number.



6




Write your number.

Three horizontal lines (top, middle dashed, and bottom) for writing practice.


Draw your number.

Count and color the pictures.

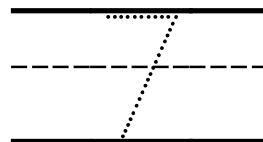


How many books are there? _____

Color the number.



7



Write your number.

Three horizontal lines for writing practice: a solid top line, a dashed middle line, and a solid bottom line.

Draw your number.

Count and color the pictures.

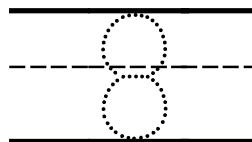


How many cups are there? _____

Color the number.

7


8



Write your number.

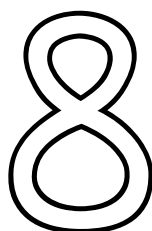
Draw your number.

Count and color the pictures.

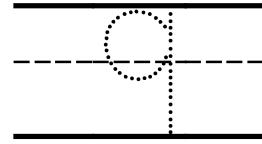


How many paw prints are there? _____

Color the number.



9



Write your number.

Draw your number.

Count and color the pictures.

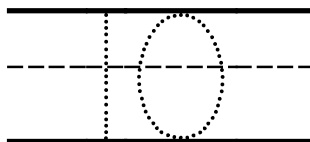


How many shirts are there? _____

Color the number.

9


10



Write your number.


Draw your number.

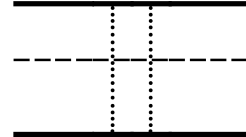
Count and color the pictures.



How many animals are there? _____

Color the number.






Write your number.


Draw your number.

Count and color the pictures.

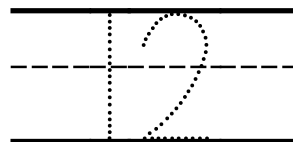


How many seashells are there? _____

Color the number.



12




Write your number.

Three horizontal lines for writing practice: a solid top line, a dashed middle line, and a solid bottom line.

Draw your number.

Count and color the pictures.

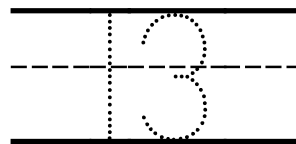


How many pieces of candy are there? _____

Color the number.

12


13



Write your number.

Draw your number.

Count and color the pictures.

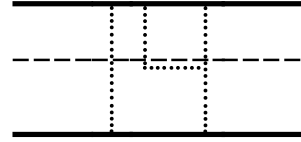


How many apples are there? _____

Color the number.

13

14



Write your number.

Draw your number.

Count and color the pictures.

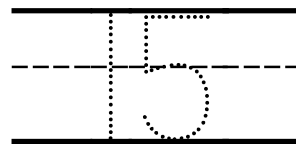


How many coins are there? _____

Color the number.

14


15



Write your number.

Draw your number.

Count and color the pictures.

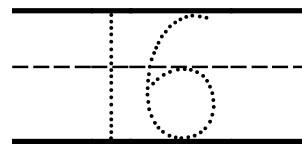


How many turtles are there? _____

Color the number.

15


16



Write your number.

Draw your number.

Count and color the pictures.

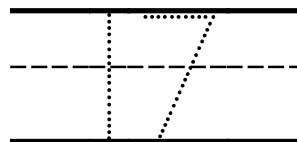


How many airplanes are there? _____

Color the number.

16


17



Write your number.

Draw your number.

Count and color the pictures.

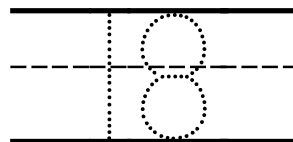


How many flowers are there? _____

Color the number.

17

18



Write your number.

Draw your number.

Count and color the pictures.

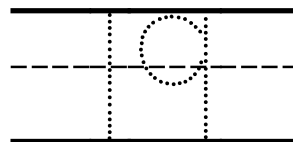


How many ornaments are there? _____

Color the number.

18


19



Write your number.

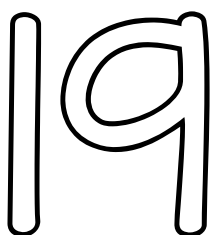
Draw your number.

Count and color the pictures.

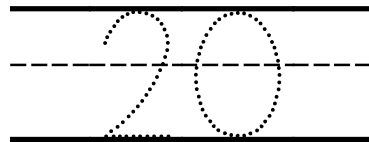


How many rings are there? _____

Color the number.




20



Write your number.

Draw your number.

Count and color the pictures.



How many buttons are there? _____

Color the number.

20